








K3D fastening elements and tightening torques

K3D	Type	Rated load	Dimensions	Material	Measuring platform / Live End			Stator / Dead End		
					Thread	Tightening Torque (Nm)	Cylinder pin Hole (mm)	Thread / Cylinderhead Screw	Tightening Torque (Nm)	Cylinder pin Hole (mm)
	K3D35	±500mN ±2N ±10N	35 mm x 28 mm	aluminum housing	internal thread 4x M3 depth 4	0,5	2x2E9 depth 4,5 mm	internal thread 4x M2,5 depth 3,5 mm	0,5	1x2E9 depth 3,5 mm
	K3D40	±2N ±10N ±20N ±50N	40 mm x 40 mm x 20 mm	aluminum alloy	internal thread 4x M3x0,5 depth 8 mm	1	no	internal thread 4x M3x0,5 depth 8 mm	1	no
	K3D60a	±10N ±20N ±50N ±100N	60 mm x 60 mm x 25 mm	aluminum alloy	internal thread 4x M3x0,5 depth 12 mm	1	2 x Ø2 E7 depth 12 mm	2 x DIN EN ISO 4762 M4x0,7 6.8	2	2 x Ø3 E7 depth 5 mm
		±200N ±500N		stainless steel	internal thread 4x M3x0,5 depth 12 mm	1	2 x Ø2 E7 depth 12 mm	2 x DIN EN ISO 4762 M4x0,7 6.8	2	2 x Ø3 E7 depth 5 mm
	K3D120	±50N ±100N ±200N ±500N ±1000N	120 mm x 120 mm x 30 mm	aluminum alloy	Internal thread 4x M6x1 Depth 12 mm	10	2 x Ø5 E7 Depth 12 mm	4 x DIN EN ISO 4762 M6x1 6.8	10	2 x Ø5 E7 depth 3 mm
		±1kN ±2kN ±5kN		stainless steel	internal thread 4x M6x1 Depth 12 mm	15	2 x Ø5 E7 Depth 12 mm	4 x DIN EN ISO 4762 M6x1 10.9	15	2 x Ø5 E7 depth 3 mm
	K3D160	±2kN ±5kN	160 mm x 160 mm x 66 mm	tool steel	internal thread 4x M10x1,5 depth 15 mm	50	2 x Ø8 H7 depth 15 mm	4 x DIN EN ISO 4762 M12x1,75 10.9	80	2 x Ø8 H7 depth 5 mm
		±10kN ±20kN ±50kN		tool steel	internal thread 4x M10x1,5 depth 15 mm	60	2 x Ø8 H7 depth 15 mm	4 x DIN EN ISO 4762 M12x1,75 10.9	100	2 x Ø8 H7 depth 5 mm
	K3D300	±50kN	300 mm x 300 mm x 100 mm	tool steel	internal thread 4x M24x3	500	5x Ø25 H7	4 x DIN EN ISO 4762 M24x3 10.9	500	2 x Ø25 H7 depth 40 mm
		±100kN ±200kN				800			800	

K3D fastening elements and tightening torques

K3D	Type	Rated load	Dimensions	Material	Measuring platform / Live End			Stator / Dead End		
					Thread	Tightening Torque (Nm)	Cylinder pin Hole (mm)	Thread / Cylinderhead Screw	Tightening Torque (Nm)	Cylinder pin Hole (mm)
	K3D400	±500kN	400 mm x 400 mm x 100 mm	tool steel	internal thread 4x M30x3,5	1800	5x Ø30 E7	4 x DIN EN ISO 4762 M30x3,5 10.9	1800	2 x Ø30 E7 depth 40 mm