

Termination 1

24 Connected Pins
24 Pins Connectés
24 verbundene Pins

5,1 m

Termination 2

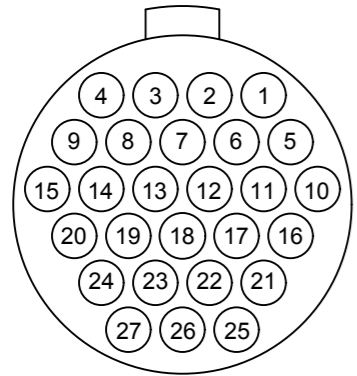
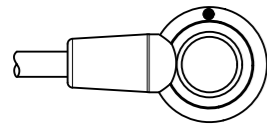
24 Connected Pins
24 Pins Connectés
24 verbundene Pins

20 mm

Protective cap crimped as short as possible
Capuchon de protection serti le plus court possible
Schutzkappe möglichst kurz angecrimpt

adhesive heat shrink tubing
gaine thermorétractable adhésif
kleberbeschichteter Schrumpfschlauch

Cable orientation - 9H
(View from behind)
Kabelorientierung - 9H
(Ansicht von hinten)
Sortie de câble - 9H
(vue arrière)

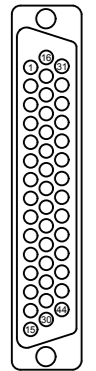


Ansicht von Lötseite
Back View from Soldering Side
Vue Arrière du Bloc Côté Soudure

1	rosa	26AWG	11	K2_UD-
2	grau	26AWG	10	K2_UD+
3	gelb	26AWG	5	K1_US-
4	grün	26AWG	2	K1_US+
5	rot-blau	26AWG	20	K3_US-
6	grau-rosa	26AWG	17	K3_US+
7	violett	26AWG	19	K3_UD-
8	braun	26AWG	4	K1_UD-
9	weiss	26AWG	3	K1_UD+
10	blau	26AWG	9	K2_US+
11	rot	26AWG	12	K2_US-
12	schwarz	26AWG	18	K3_UD+
13	weiss-blau	26AWG	40	K6_UD+
14	braun-rosa	26AWG	35	K5_US-
15	weiss-rosa	26AWG	32	K5_US+
16	grau-braun	26AWG	34	K5_UD-
17	weiss-grau	26AWG	33	K5_UD+
18	gelb-braun	26AWG	27	K4_US-
19	braun-blau	26AWG	41	K6_UD-
20	weiss-rot	26AWG	39	K6_US+
21	weiss-grün	26AWG	25	K4_UD+
22	braun-grün	26AWG	26	K4_UD-
23	weiss-gelb	26AWG	24	K4_US+
24	braun-rot	26AWG	42	K6_US-
25	n.c.		15	Schirm
26	n.c.			
27	n.c.			

shield / blindage / schirm

Back view from soldering side
Ansicht von Lötseite
Vue arrière du bloc côté soudure



2

1

D

C

B

A