



STRAIN GAGES – C2A-Series




Cabled Strain Gages for General-Purpose Applications

FEATURES

- Pre-attached cables for faster, easier gage installations
- Linear, shear, Tee- and rectangular-rosette patterns with polyimide encapsulation
- Low-cost alternative for test temperature to +180 °F [+80 °C]



Cabled Strain Gages For General-Purpose Applications



FEATURES

- Pre-attached cables for faster, easier gage installations
- Linear, shear, Tee- and rectangular-rosette patterns with polyimide encapsulation
- Low cost alternative for test temperatures to +180°F (+80°C)

DESCRIPTION

Vishay Micro-Measurements C2A-Series strain gages are designed to save you time and money. The skill level necessary to make dependable installations is greatly reduced by the pre-attached cables. Further, installations of gages are simplified in difficult locations on components or in the field.

SPECIFICATIONS

Carrier Matrix: The “C2” matrix provides an encapsulated gage with pre-attached cables on a thin, high-performance laminated polyimide film backing.

Cables: Stranded 30-AWG tinned-copper wire, 3-conductor flat cable with vinyl insulation. Transition between gage and cable of 25mm 34-AWG wires with enamel insulation and +430°F (+220°C) lead-free solder. Standard cable length of 3M (9.8 ft), but other lengths are available upon request.

Temperature Range: -60 to +180°F (-50 to +80°C)

Strain Range: ± 3%

Fatigue Life: 10⁵ cycles at ± 1700 microstrain
10⁶ cycles at ± 1500 microstrain

GAGE PATTERN	Images may not be shown at actual size.	<input type="checkbox"/> inch <input type="checkbox"/> millimeter	GAGE DESIGNATION Insert desired S-T-C number in spaces marked XX.	RES. IN OHMS Tolerance is increased when Option W, E, SE, LE, or P is specified.	OPTIONS AVAILABLE
	ES = Each section CP = Complete pattern S = Section (S1 = Sec 1) M = Matrix				

062LW				Widely used general-purpose linear gage.		
GAGE LENGTH	OVERALL LENGTH	GRID WIDTH	OVERALL WIDTH			
0.062	0.175	0.050	0.080			
1.52	4.45	1.27	2.03			
MATRIX SIZE	0.25L x 0.17W	6.4L x 4.3W		C2A-XX-062LW-120	120 ± 0.6%	
				C2A-XX-062LW-350	350 ± 0.6%	


C2A-Series Strain Gages


Vishay Micro-Measurements




Cabled Strain Gages for General-Purpose Applications

GAGE PATTERN Images may not be shown at actual size. ES = Each section CP = Complete pattern S = Section (S1 = Sec 1) M = Matrix	inch millimeter	GAGE DESIGNATION Insert desired S-T-C number in spaces marked XX.	RES. IN OHMS Tolerance is increased when Option W, E, SE, LE, or P is specified.	OPTIONS AVAILABLE

062LV				Two-element 90° torque/shear gage.		
						
GAGE LENGTH	OVERALL LENGTH	GRID WIDTH	OVERALL WIDTH			
0.062 ES	0.214 CP	0.050 ES	0.215 CP			
1.52 ES	5.44 CP	1.27 ES	5.46 CP			
MATRIX SIZE	0.25L x 0.27W		6.5L x 6.7W		C2A-XX-062LV-120	120 ± 0.6%

062LT				General-purpose 90° tee rosette.		
						
GAGE LENGTH	OVERALL LENGTH	GRID WIDTH	OVERALL WIDTH			
0.062 ES	0.164 CP	0.070 ES	0.170 CP			
1.52 ES	4.17 CP	1.78 ES	4.32 CP			
MATRIX SIZE	0.21L x 0.29W		5.3L x 7.4W		C2A-XX-062LT-120 C2A-XX-062LT-350	120 ± 0.6% 350 ± 0.6%

062LR				Small 45° rectangular single-plane rosette.		
						
GAGE LENGTH	OVERALL LENGTH	GRID WIDTH	OVERALL WIDTH			
0.062 ES	0.185 CP	0.050 ES	0.260 CP			
1.52 ES	4.70 CP	1.27 ES	6.60 CP			
MATRIX SIZE	0.28L x 0.41W		7.0L x 10.4W		C2A-XX-062LR-120 C2A-XX-062LR-350	120 ± 0.6% 350 ± 0.6%





C2A-Series Strain Gages


Vishay Micro-Measurements

Cabled Strain Gages for General-Purpose Applications

GAGE PATTERN Images may not be shown at actual size. ES = Each section CP = Complete pattern S = Section (S1 = Sec 1) M = Matrix	inch millimeter	GAGE DESIGNATION Insert desired S-T-C number in spaces marked XX.	RES. IN OHMS Tolerance is increased when Option W, E, SE, LE, or P is specified.	OPTIONS AVAILABLE

125LW						Widely used general-purpose linear gage.	
GAGE LENGTH	OVERALL LENGTH	GRID WIDTH	OVERALL WIDTH				
0.125	0.238	0.070	0.080				
3.18	8.05	1.78	2.03				
MATRIX SIZE	0.32L x 0.17W		8.0L x 4.3W		C2A-XX-125LW-120 C2A-XX-125LW-350	120 ± 0.6% 350 ± 0.6%	

125LT						General-purpose 90° tee rosette.	
GAGE LENGTH	OVERALL LENGTH	GRID WIDTH	OVERALL WIDTH				
0.125 ES	0.243 CP	0.150 ES	0.340 CP				
3.18 ES	6.17 CP	3.81 ES	8.64 CP				
MATRIX SIZE	0.29L x 0.40W		7.4L x 10.2W		C2A-XX-125LT-120 C2A-XX-125LT-350	120 ± 0.6% 350 ± 0.6%	

125LR						General-purpose 45° rectangular single-plane rosette.	
GAGE LENGTH	OVERALL LENGTH	GRID WIDTH	OVERALL WIDTH				
0.125 ES	0.245 CP	0.070 ES	0.415 CP				
3.18 ES	6.22 CP	1.78 ES	10.54 CP				
MATRIX SIZE	0.29L x 0.48W		7.4L x 12.1W		C2A-XX-125LR-120 C2A-XX-125LR-350	120 ± 0.6% 350 ± 0.6%	


C2A-Series Strain Gages

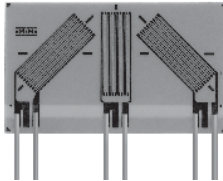
Vishay Micro-Measurements



Cabled Strain Gages for General-Purpose Applications

GAGE PATTERN Images may not be shown at actual size. ES = Each section CP = Complete pattern S = Section (S1 = Sec 1) M = Matrix	inch millimeter	GAGE DESIGNATION Insert desired S-T-C number in spaces marked XX.	RES. IN OHMS Tolerance is increased when Option W, E, SE, LE, or P is specified.	OPTIONS AVAILABLE

250LW							Widely used general-purpose linear gage.		
GAGE LENGTH	OVERALL LENGTH	GRID WIDTH	OVERALL WIDTH						
0.250	0.363	0.100	0.100						
6.35	9.22	2.54	2.54						
MATRIX SIZE	0.44L x 0.17W		11.2L x 4.3W		C2A-XX-250LW-120 C2A-XX-250LW-350	120 ± 0.6% 350 ± 0.6%			

250LR							General-Purpose 45° rectangular single-plane rosette.		
GAGE LENGTH	OVERALL LENGTH	GRID WIDTH	OVERALL WIDTH						
0.250 ES	0.373 CP	0.100 ES	0.655 CP						
6.35 ES	9.47 CP	2.54 ES	16.64 CP						
MATRIX SIZE	0.42L x 0.72W		10.7L x 18.2W		C2A-XX-250LR-120 C2A-XX-250LR-350	120 ± 0.6% 350 ± 0.6%			